


RESCUE® Power Pack Accessories

Rescue® Cart

- Cart fits all Rescue models (except 900 and iStart)
- Portable power pack snaps into place
- Easy to assemble
- Sturdy and lightweight
- Large 4" rubber wheels

Description	Part No.
Rescue® Cart	604090



Rescue® Retail Rack

- Powder coated steel
- Easy assembly
- Peg board display area
- Changeable signage
- Measures 16"D x 35"W x 69"H (40.6 x 88.8 x 175 cm)

Description	Part No.
Rescue® Rack	990196



Rechargeable LED Flashlight/Worklight

- 2 lights in 1
- Bright 6 LED flashlight
- Portable 30 LED worklight
- Powerful magnet for mounting
- 120VAC charger and 12V cigarette-style charger included
- Recharges quickly
- Lightweight, NIMH battery



Description	Part No.
LED Flashlight/Worklight	604200



In-Cab Charging Cord

- Using your vehicle's cigarette lighter, current limiter protects vehicle circuits from overload while fully charging your powerpack
- Specially engineered for emergency road service vehicles
- LED indicator shows current is available
- Maintain a full charge on heavily-used Power Packs
- Convenient 10' cord – color-coded for input/output
- Works with all Rescue® Portable Power Packs

Description	Part No.
In-Cab Charging Cord	604095



ECM/ECU/PCM Memory Saver Cable – Pre-OBD II

- Prevents electronic memory loss when the vehicle's battery is disconnected
- In-line fuse
- Easily stored in tool box
- 59" long



Description	Part No.
12-Volt DC Male-to-Male Cord	604061

ECM/ECU/PCM Memory Saver Cable – OBD II

- Prevents electronic memory loss when the vehicle's battery is disconnected
- In-line fuse
- Easily stored in tool box
- 59" long



Description	Part No.
OBD II with 12-Volt Male Plug	604089

RESCUE® Portable Power Packs

Distributor Reference Guide









Engineered Better. Built Better.

We've invested 65 years into building the best possible products for demanding users – products that stand up to harsh environments and work when others fail. Our Rescue Portable Power Packs have earned their industry-best reputation. They're built with better components.

- 100% copper jumper cables, not aluminum or copper plated wire. Copper carries more current more efficiently.
 - Cable gauge size matched to load. Our cables are up to 4/0 equivalent diameter and up to 10' long. That's heavy-duty.
 - Heavy-duty high-current reliable switches.
 - On-board electronic battery charger
 - No charger accessory to keep track of.
 - Ergonomic design and materials – easy to carry, easy to store cables.
- Individual models have unique features. Among these are:**
- LED lighted battery clamps. You won't fully appreciate this until you use them on a cold, dark night.
 - Smart Polarity. All models feature polarity warnings when clamps are connected incorrectly, but models with Smart Polarity prevent the power pack from turning on until the connections are right.
 - Smart Voltage. Our 12/24-Volt model will not turn on unless the correct voltage for the battery is selected.
 - Built-in flashing /work light. Choose caution flashing mode or continuous on.
 - 12-Volt power outlet. Some models feature additional USB charging connection.
 - Battery status gauge. Analog gauges give quick-read color coded battery status. Some models with digital gauges can read both the internal battery voltage and the external battery voltage.
 - Air compressors with multiple connection accessories. Our compressor-equipped power packs also have a pressure gauge.
 - 300W Inverter. Our 1060 ultimate getaway model features an inverter along with an air compressor so no matter how remote you are, you can keep going.



RESCUE Power Pack Comparison Chart

Model	Part No.	Volt-age	Style	Cable Length	Cable Gauge	Clamps	Battery	Peak Current	Battery Status	Charger	Accessories/Features	Shipping Weight
 6000	604120	12/24V	Wheeled	10' 3.04 m	Twin 1/0 Ga. (4/0 Equivalent)	800 Amp Mechanic	Two Group 31 Sealed (not included)	N/A*	Analog	8 Amp Internal Battery Only	350 Amp Auxiliary Connection	85.0 lb 38.5 kg
Requires distributor installed batteries.												
 5020 Aero	604115	12/24V	Wheeled	10' 3.04 m	1/0 Ga.	800 Amp Mechanic	Two Group 31 Sealed (not included)	N/A*	Digital	8 Amp Internal Battery Only	175 Amp Auxiliary Connection	88.5 lb 40.0 kg
Requires distributor installed batteries.												
 5000	604110	12/24V	Wheeled	10' 3.04 m	1/0 Ga.	800 Amp Mechanic	Two Group 31 Sealed (not included)	N/A*	Digital	8 Amp Internal Battery Only	—	73.0 lb 33.0 kg
Requires distributor installed batteries.												
 4000/4000HD	604100 604105	12V	Wheeled	62" 157.5 cm	4000 2 Ga. 4000HD 2/0 Ga.	4000 500 amp parrot 4000HD 900 amp parrot	4000: One Gr. 24 Sealed (not included) 4000HD: Two Gr. 51 Sealed (not included)	N/A*	Digital	7 Amp Internal/External Battery Charger	Two 12V Outlets Polarity Alarm	37.5 lb 17.0 kg
Requires distributor installed battery.												
 4050/4050HD	604101 604106	12V	Wheeled	62" 157.5 cm	4050 2 Ga. 4050HD 2/0 Ga.	4050 500 amp parrot 4050HD 900 amp parrot	4050: One Gr. 24 Sealed (not included) 4050HD: Two Gr. 51 Sealed (not included)	N/A*	Digital	7 Amp Internal/External Battery Charger	Two 12V Outlets Polarity Alarm Compressor 0.9 CFM @ 60 PSI 20 Min. Duty Cycle	39.0 lb 18.0 kg
Requires distributor installed battery.												
 2100	604063	12/24V	Hand Carried	62" 157.5 cm	2 Ga.	500 Amp Coated Parrot	Dual 22 Amp Hour AGM	12V 4400 Amps 24V 2000 Amps	Digital	1 Amp Internal Battery Only	12V Outlet Polarity & Voltage Protection Flashing/Work Light USB Port	40.0 lb 18.3 kg
 1220 Aero	604082	12V	Hand Carried	62" 157.5 cm	2 Ga.	N/A	Dual 20 Amp Hour AGM	4000 Amps	Analog	1 Amp Internal Battery Only	12V Outlet Polarity Alarm Flashing/Work Light Aero Cable Connector	40.0 lb 18.3 kg
 2420 Aero	604081	24V	Hand Carried	62" 157.5 cm	2 Ga.	N/A	Dual 20 Amp Hour AGM	1800 Amps	Analog	1 Amp Internal Battery Only	12V Outlet Polarity Alarm Flashing/Work Light Cessna Cable Connector	39.0 lb 17.6 kg

*Peak current based on user-installed battery.

RESCUE Power Pack Comparison Chart

Model	Part No.	Volt-age	Style	Cable Length	Cable Gauge	Clamps	Battery	Peak Current	Battery Status	Charger	Accessories/Features	Shipping Weight
 1800	604053	12V	Hand Carried	62" 157.5 cm	2 Ga.	500 Amp Coated Parrot-Shunted	Dual 20 Amp Hour AGM	4000 Amps	Analog	1 Amp Internal Battery Only	12V Outlet Polarity Alarm Flashing/Work Light	40.0 lb 18.3 kg
 3000	604055	12V	Hand Carried	55" 139.7 cm	4 Ga.	500 Amp Lighted Mechanic	One Group U1 Sealed (not included)	N/A*	Analog	1 Amp Internal Battery Only	12V Outlet Polarity Alarm Flashing/Work Light	11.0 lb 5.0 kg
Requires distributor installed battery.												
 3100	604094	12V	Hand Carried	55" 139.7 cm	4 Ga.	500 Amp Lighted Mechanic	One Group U1 Sealed or Powersports battery (not included)	N/A*	Digital	1 Amp Internal Battery Only	12V Outlet Polarity Protection Flashing/Work Light External Charger	11.0 lb 5.0 kg
Requires distributor installed battery.												
 1060	604084	12V	Hand Carried	55" 139.7 cm	6 Ga.	500 Amp Lighted Mechanic	20 Amp Hour AGM	2000 Amps	Analog	1 Amp Internal Battery Only	12V Outlet Polarity Alarm Flashing/Work Light Compressor 0.45 CFM @ 120 PSI 10 Min. Duty Cycle 300W Inverter USB Port	26.5 lb 12.0 kg
 950	604051	12V	Hand Carried	55" 139.7 cm	6 Ga.	500 Amp Lighted Mechanic	18 Amp Hour AGM	1000 Amps	Analog	1 Amp Internal Battery Only	12V Outlet Polarity Alarm Compressor 0.45 CFM @ 120 PSI 10 Min. Duty Cycle Flashing/Work Light	25.0 lb 11.5 kg
 900	604050	12V	Hand Carried	27" 68.5 cm	6 Ga.	500 Amp Mechanic	18 Amp Hour AGM	1000 Amps	LED	1 Amp Internal Battery Only	12V Outlet Polarity Alarm	25.0 lb 11.5 kg
 910	604083	12V	Hand Carried	27" 68.5 cm	6 Ga.	500 Amp Mechanic	N/A	N/A*	LED	1 Amp Internal Battery Only	12V Outlet Polarity Alarm	8.0 lb 3.7 kg
Requires distributor installed battery.												
 iStart	604049	12V	Hand Carried	22" 55.8 cm	8 Ga.	400 Amp Consumer	7 Amp Hour AGM	450 Amps	LED	0.5 Amp Internal Battery Only	12V Outlet Polarity Alarm Built-In Flashlight	9.0 lb 4.0 kg